



***ARKANSAS BARN
PRICE BOOK***



***100% FREE
DELIVERY***



***100% FREE
INSTALLATION***

www.arkansascarports.com

ARKANSAS BARN



*All packages come shown as above in red
* For extra options refer to 12-24 option book

*For vertical sides/ends add 10% of the base price
* For vertical with Wainscot add 20% of the base price

WE RECOMMEND VERTICAL ROOF

(Vertical buildings are more attractive they are stronger, provide extra support and require less maintenance. Water, snow, and other debris are less likely to accumulate on this style of roof)

	21' Long	26' Long	31' Long	36' Long	41' Long
*CERTIFIED 30 PSF/140 MPH Add.	\$1,200.00	\$1,500.00	\$1,700.00	\$1,950.00	\$2,200.00
12 ga Option Add	\$1,200.00	\$1,500.00	\$1,700.00	\$1,950.00	\$2,200.00

14 gauge galvanized steel framing & 29 gauge metal roofing and siding.

8'/12'/12'/8' LEGS

30x21x12 \$10,315 With Vertical Roof: \$11,435	30x26x12 \$11,855 With Vertical Roof: \$13,345	30x31x12 \$13,585 With Vertical Roof: \$14,895	30x36x12 \$15,035 With Vertical Roof: \$16,915	30x41x12 \$18,635 Vertical Roof Only	
32x21x12 \$10,355 With Vertical Roof: \$11,465	32x26x12 \$11,885 With Vertical Roof: \$13,385	32x31x12 \$13,615 With Vertical Roof: \$14,925	32x36x12 \$15,085 With Vertical Roof: \$16,955	32x41x12 \$18,665 Vertical Roof Only	
34x21x12 \$10,765 With Vertical Roof: \$11,885	34x26x12 \$12,295 With Vertical Roof: \$13,615	34x31x12 \$14,035 With Vertical Roof: \$15,345	34x36x12 \$15,545 With Vertical Roof: \$17,225	34x41x12 \$19,265 Vertical Roof Only	
36x21x12 \$12,025 With Vertical Roof: \$13,145	36x26x12 \$12,725 With Vertical Roof: \$15,105	36x31x12 \$15,655 With Vertical Roof: \$17,155	36x36x12 \$17,265 With Vertical Roof: \$19,315	36x41x12 \$21,595 Vertical Roof Only	
38x21x12 \$12,425 With Vertical Roof: \$13,555	38x26x12 \$13,785 With Vertical Roof: \$15,305	38x31x12 \$16,075 With Vertical Roof: \$17,575	38x36x12 \$17,735 With Vertical Roof: \$19,605	38x41x12 \$21,835 Vertical Roof Only	
40x21x12 \$12,475 With Vertical Roof: \$13,605	40x26x12 \$14,205 With Vertical Roof: \$15,365	40x31x12 \$16,115 With Vertical Roof: \$17,625	40x36x12 \$17,815 With Vertical Roof: \$19,685	40x41x12 \$21,925 Vertical Roof Only	
42x21x12 \$12,665 With Vertical Roof: \$13,785	42x26x12 \$14,435 With Vertical Roof: \$15,565	42x31x12 \$16,305 With Vertical Roof: \$17,935	42x36x12 \$17,995 With Vertical Roof: \$19,865	42x41x12 \$22,115 Vertical Roof Only	
44x21x12 \$12,835 With Vertical Roof: \$14,015	44x26x12 \$14,665 With Vertical Roof: \$15,965	44x31x12 \$16,615 With Vertical Roof: \$18,625	44x36x12 \$18,515 With Vertical Roof: \$20,195	44x41x12 \$22,325 Vertical Roof Only	
46x21x12 \$13,715 With Vertical Roof: \$14,845	46x26x12 \$15,525 With Vertical Roof: \$16,655	46x31x12 \$17,625 With Vertical Roof: \$19,305	46x36x12 \$19,425 With Vertical Roof: \$21,475	46x41x12 \$23,915 Vertical Roof Only	
48x21x12 \$13,905 With Vertical Roof: \$15,025	48x26x12 \$15,905 With Vertical Roof: \$17,025	48x31x12 \$18,095 With Vertical Roof: \$19,585	48x36x12 \$20,025 With Vertical Roof: \$21,895	48x41x12 \$24,285 Vertical Roof Only	
50x21x12 \$15,825 With Vertical Roof: \$16,955	50x26x12 \$18,175 With Vertical Roof: \$19,305	50x31x12 \$20,365 With Vertical Roof: \$22,055	50x36x12 \$23,075 With Vertical Roof: \$24,945	50x41x12 \$27,575 Vertical Roof Only	
54x21x12 \$16,465 With Vertical Roof: \$17,585	54x26x12 \$19,005 With Vertical Roof: \$20,315	54x31x12 \$21,385 With Vertical Roof: \$23,065	54x36x12 \$24,275 With Vertical Roof: \$25,955	54x41x12 \$28,775 Vertical Roof Only	

*These prices are without any doors. Ask your Dealer for pricing on custom doors.

Add 7% to raise building height by 1'

***Rent to Own And Financing Available**

HORSE BARN



STANDARD FEATURES

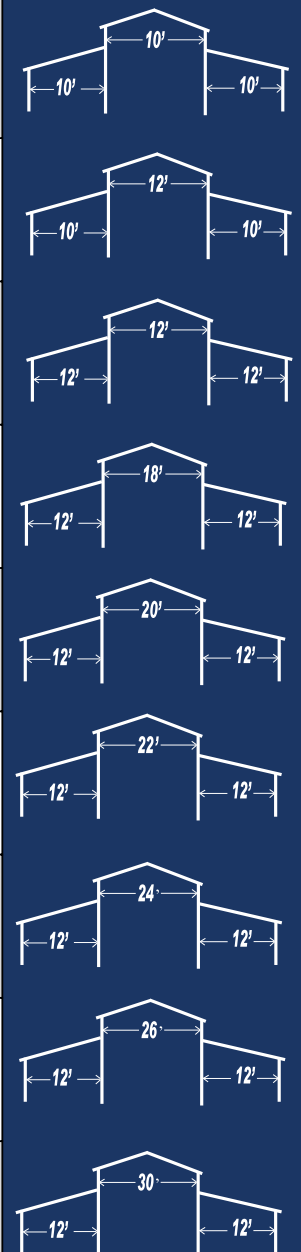
Our horse barns are built with strong 14 gauge galvanized steel framing & 29 gauge metal roofing and siding. Center structure has 12' eave height, 4' braces, peak braces/trusses, and gables on front and rear. Lean-to's have an 8' eave height and 2' braces. Gables on front and rear. Units come with concrete or rebar anchors. Mobile home anchors are included ONLY on buildings 50' and 54' wide.

*To add options refer to 12-24 option book

	21' Long	26' Long	31' Long	36' Long	41' Long
*CERTIFIED 30 PSF/140 MPH Add.	\$1,200.00	\$1,500.00	\$1,700.00	\$1,950.00	\$2,200.00
12 ga Option Add	\$1,200.00	\$1,500.00	\$1,700.00	\$1,950.00	\$2,200.00

8'/12'/12'/8' LEGS

30x21x12 \$8,325 With Vertical Roof: \$9,085	30x26x12 \$9,665 With Vertical Roof: \$11,155	30x31x12 \$11,275 With Vertical Roof: \$12,865	30x36x12 \$13,065 With Vertical Roof: \$15,035	30x41x12 \$16,835 Vertical Roof Only
32x21x12 \$8,515 With Vertical Roof: \$9,265	32x26x12 \$9,845 With Vertical Roof: \$11,345	32x31x12 \$11,455 With Vertical Roof: \$13,055	32x36x12 \$13,255 With Vertical Roof: \$15,215	32x41x12 \$17,025 Vertical Roof Only
36x21x12 \$9,175 With Vertical Roof: \$9,925	36x26x12 \$11,075 With Vertical Roof: \$12,185	36x31x12 \$12,685 With Vertical Roof: \$14,365	36x36x12 \$14,665 With Vertical Roof: \$16,535	36x41x12 \$18,705 Vertical Roof Only
42x21x12 \$9,545 With Vertical Roof: \$10,295	42x26x12 \$11,345 With Vertical Roof: \$12,475	42x31x12 \$13,145 With Vertical Roof: \$14,635	42x36x12 \$15,125 With Vertical Roof: \$16,805	42x41x12 \$19,175 Vertical Roof Only
44x21x12 \$10,015 With Vertical Roof: \$10,765	44x26x12 \$11,815 With Vertical Roof: \$12,945	44x31x12 \$13,615 With Vertical Roof: \$15,025	44x36x12 \$15,775 With Vertical Roof: \$17,375	44x41x12 \$19,545 Vertical Roof Only
46x21x12 \$10,295 With Vertical Roof: \$11,225	46x26x12 \$12,475 With Vertical Roof: \$13,595	46x31x12 \$14,265 With Vertical Roof: \$15,955	46x36x12 \$16,435 With Vertical Roof: \$18,305	46x41x12 \$20,855 Vertical Roof Only
48x21x12 \$10,665 With Vertical Roof: \$11,425	48x26x12 \$13,025 With Vertical Roof: \$13,785	48x31x12 \$14,825 With Vertical Roof: \$16,285	48x36x12 \$17,185 With Vertical Roof: \$18,685	48x41x12 \$21,235 Vertical Roof Only
50x21x12 \$12,085 With Vertical Roof: \$13,015	50x26x12 \$14,555 With Vertical Roof: \$15,665	50x31x12 \$16,735 With Vertical Roof: \$18,415	50x36x12 \$19,385 With Vertical Roof: \$21,065	50x41x12 \$24,185 Vertical Roof Only
54x21x12 \$12,455 With Vertical Roof: \$13,385	54x26x12 \$15,105 With Vertical Roof: \$16,505	54x31x12 \$22,725 With Vertical Roof: \$24,905	54x36x12 \$20,325 With Vertical Roof: \$21,845	54x41x12 \$24,935 Vertical Roof Only

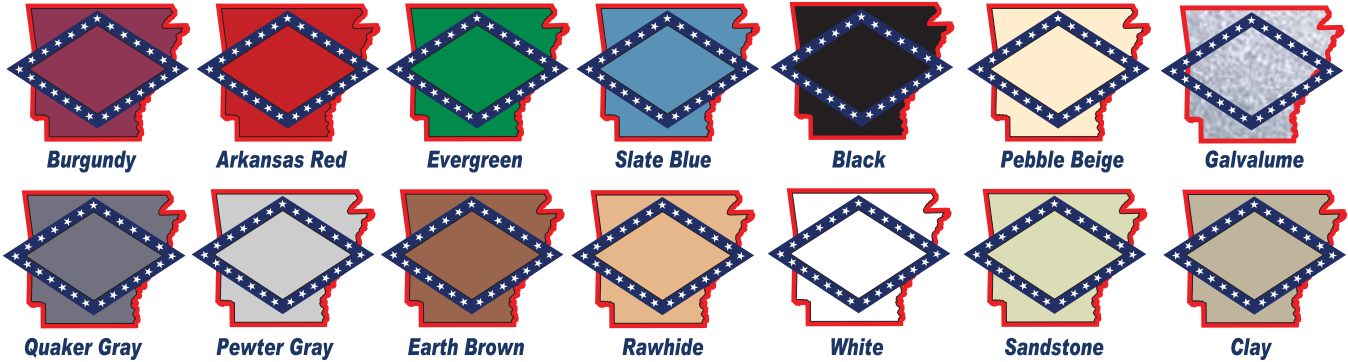


Add 7% to raise building height by 1'

***Rent to Own And Financing Available**

ROOFING AND SIDING COLORS

Arkansas Carports offers 14 different color options that you can choose from, making it easier to match the surroundings.



COLORS MAY VARY SLIGHTLY

SPECIFICATIONS

- ➔ Bows on 5' centers, 4 corner braces, and peak braces
- ➔ We recommend adding 2 extra feet in height for future garage
- ➔ 2 1/2" & 2 1/4 " 12 Gauge Galvanized Steel
- ➔ 29 Gauge STEEL roof panels
- ➔ Buildings 22' or 24' wide, or 8' legs or taller, we recommend extra bracing
- ➔ Arkansas Carports is not responsible for impenetrable stony ground
- ➔ If you are needing special drawings or wet stamped drawing for your building, there will be an additional charge


We accept all major credit cards



3% PROCESSING FEE

ADDITIONAL LABOR	20'L	25'L	30'L	35'L	40'L	45'L	50'L
BUILD OVER FEE	\$150	\$175	\$200	\$250	\$275	\$325	\$350
CUT LEGS ON SITE	\$100	\$125	\$150	\$175	\$200	\$225	\$250

ACCESSORIES

<p>Extra Panels 21' Long \$205 each 26' Long \$255 each 31' Long \$305 each 36' Long \$355 each</p>	<p>Roll-Up Commercial Doors With Chain 12' x 12' \$1,795 14' x 14' \$2,935 (Requires Lift) Fee to install Roll-Up Commercial Doors on side of buildings 12' to 30' wide is \$300</p>	<p>End Frame Outs (Must close ends first)</p> <p>Window Frame Outs Up to 30"x 30" \$180 (Per Opening) Walk-In Door Frame Outs Up to 36" x 80" \$250 (Per Opening) Garage Door Frame Outs on Ends up to 12' x 12' \$350 (Per Opening)</p>	
<p>Extra Braces 2 ft Brace \$40 per leg 4 ft Brace \$60 per leg</p>	<p>Garage Doors (Roll-Up) 6 x 6 \$575.00 6 x 7 \$575.00 8 x 8 \$775.00 9 x 8 \$800.00 10 x 8 \$850.00 10 x 10 \$975.00 Fee to install Roll-Up doors on side of buildings 12' to 30' wide is \$250</p>	<p>Connect Fee</p> <p>End to End: 12' to 30' Wide \$320.00 Side to Side: 21' Long \$265.00 26' Long \$290.00 31' Long \$315.00 36' Long \$345.00 41' Long \$370.00 46' Long \$395.00 51' Long \$420.00</p>	
<p>Windows 30" x 30"..... \$275.00 each</p>	<p>Insulation \$3.00 per square foot</p>	<p>Loft Space \$12 PSF Wood Floors \$12 PSF Mobile Home Anchors 30" \$75.00 Each \$50.00 Not Installed Asphalt Anchors 30" \$75.00 Each \$50.00 Not Installed</p>	
<p>Walk-In Door 36" x 80"..... \$425.00 each</p> <p>45° Arch Cut \$125.00 per Opening</p> 	<p>Concrete Anchors Bolts \$40.00 Each</p>	<p>Ground Concrete Supports \$375.00 Each</p>	

***Rent to Own And Financing Available**