



***EXTEND BARN  
PRICE BOOK***



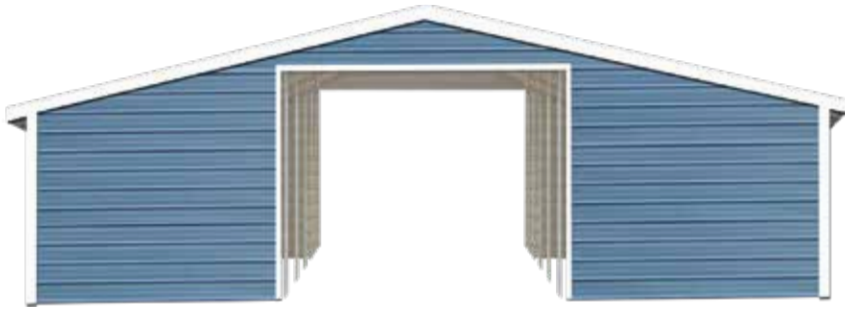
**100% FREE  
DELIVERY**



**100% FREE  
INSTALLATION**

***www.arkansascarports.com***

# EXTEND BARN



\*Package includes center building 12' tall with gables, and two lean-to's with 10' closed sides and ends.

\*Shown with options: 2 garage doors, 1 walk-in door, inside walls & vertical roof  
\*To add options refer to 12'-24' option book.

**WE RECOMMEND VERTICAL ROOF**  
(Vertical buildings are more attractive they are stronger, provide extra support and require less maintenance. Water, snow, and other debris are less likely to accumulate on this style of roof)

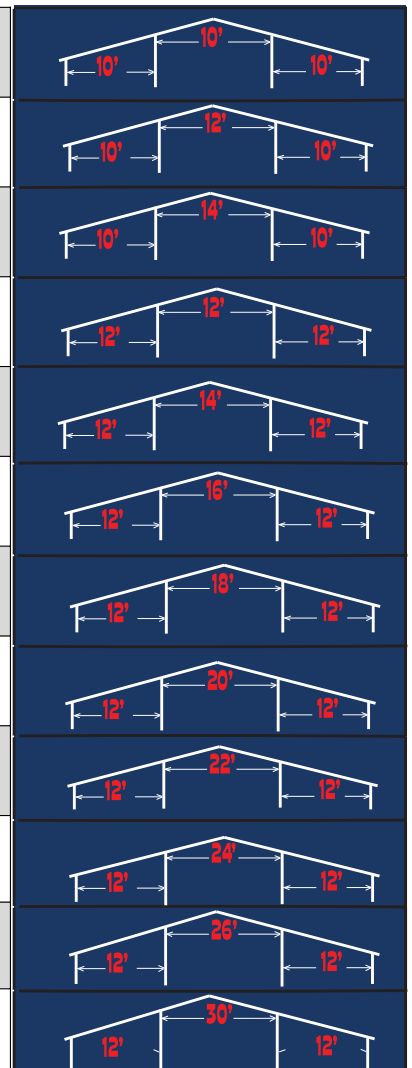
|                               | 21' Long | 26' Long | 31' Long | 36' Long | 41' Long |
|-------------------------------|----------|----------|----------|----------|----------|
| Certified 30 PSF/140 MPH Add. | \$1,200  | \$1,500  | \$1,700  | \$1,950  | \$2,200  |
| 12 GA Option Add.             | \$1,200  | \$1,500  | \$1,700  | \$1,950  | \$2,200  |

\*To add options refer to 12-24 options book

**14 gauge galvanized steel framing & 29 gauge metal roofing and siding.**

**10'/12'/12'/10' LEGS**

|   |   |   |   |   |
|---|---|---|---|---|
| <b>30x21x12</b><br>\$10,315<br>With Vertical Roof: \$11,435 | <b>30x26x12</b><br>\$11,855<br>With Vertical Roof: \$13,345 | <b>30x31x12</b><br>\$13,585<br>With Vertical Roof: \$14,885 | <b>30x36x12</b><br>\$15,035<br>With Vertical Roof: \$16,915 | <b>30x41x12</b><br>\$18,635<br>Vertical Roof Only |
| <b>32x21x12</b><br>\$10,355<br>With Vertical Roof: \$11,465 | <b>32x26x12</b><br>\$11,885<br>With Vertical Roof: \$13,385 | <b>32x31x12</b><br>\$13,615<br>With Vertical Roof: \$14,925 | <b>32x36x12</b><br>\$15,085<br>With Vertical Roof: \$16,955 | <b>32x41x12</b><br>\$18,665<br>Vertical Roof Only |
| <b>34x21x12</b><br>\$10,765<br>With Vertical Roof: \$11,885 | <b>34x26x12</b><br>\$12,295<br>With Vertical Roof: \$13,615 | <b>34x31x12</b><br>\$14,035<br>With Vertical Roof: \$15,345 | <b>34x36x12</b><br>\$15,545<br>With Vertical Roof: \$17,225 | <b>34x41x12</b><br>\$19,265<br>Vertical Roof Only |
| <b>36x21x12</b><br>\$12,025<br>With Vertical Roof: \$13,145 | <b>36x26x12</b><br>\$13,785<br>With Vertical Roof: \$13,905 | <b>36x31x12</b><br>\$15,655<br>With Vertical Roof: \$17,155 | <b>36x36x12</b><br>\$17,265<br>With Vertical Roof: \$19,315 | <b>36x41x12</b><br>\$21,275<br>Vertical Roof Only |
| <b>38x21x12</b><br>\$12,425<br>With Vertical Roof: \$13,555 | <b>38x26x12</b><br>\$14,205<br>With Vertical Roof: \$15,335 | <b>38x31x12</b><br>\$16,075<br>With Vertical Roof: \$17,575 | <b>38x36x12</b><br>\$17,735<br>With Vertical Roof: \$19,605 | <b>38x41x12</b><br>\$21,745<br>Vertical Roof Only |
| <b>40x21x12</b><br>\$12,475<br>With Vertical Roof: \$13,605 | <b>40x26x12</b><br>\$14,245<br>With Vertical Roof: \$15,365 | <b>40x31x12</b><br>\$16,115<br>With Vertical Roof: \$17,625 | <b>40x36x12</b><br>\$17,815<br>With Vertical Roof: \$19,685 | <b>40x41x12</b><br>\$21,925<br>Vertical Roof Only |
| <b>42x21x12</b><br>\$12,665<br>With Vertical Roof: \$13,785 | <b>42x26x12</b><br>\$13,785<br>With Vertical Roof: \$15,565 | <b>42x31x12</b><br>\$16,305<br>With Vertical Roof: \$17,935 | <b>42x36x12</b><br>\$17,995<br>With Vertical Roof: \$19,865 | <b>42x41x12</b><br>\$22,115<br>Vertical Roof Only |
| <b>44x21x12</b><br>\$13,165<br>With Vertical Roof: \$14,015 | <b>44x26x12</b><br>\$14,665<br>With Vertical Roof: \$15,965 | <b>44x31x12</b><br>\$16,615<br>With Vertical Roof: \$18,625 | <b>44x36x12</b><br>\$18,515<br>With Vertical Roof: \$20,195 | <b>44x41x12</b><br>\$22,325<br>Vertical Roof Only |
| <b>46x21x12</b><br>\$13,715<br>With Vertical Roof: \$14,845 | <b>46x26x12</b><br>\$15,525<br>With Vertical Roof: \$16,655 | <b>46x31x12</b><br>\$17,625<br>With Vertical Roof: \$19,305 | <b>46x36x12</b><br>\$19,425<br>With Vertical Roof: \$21,475 | <b>46x41x12</b><br>\$23,915<br>Vertical Roof Only |
| <b>48x21x12</b><br>\$13,905<br>With Vertical Roof: \$15,025 | <b>48x26x12</b><br>\$15,905<br>With Vertical Roof: \$17,025 | <b>48x31x12</b><br>\$18,095<br>With Vertical Roof: \$19,585 | <b>48x36x12</b><br>\$20,025<br>With Vertical Roof: \$21,895 | <b>48x41x12</b><br>\$24,285<br>Vertical Roof Only |
| <b>50x21x12</b><br>\$15,825<br>With Vertical Roof: \$16,955 | <b>50x26x12</b><br>\$18,175<br>With Vertical Roof: \$19,305 | <b>50x31x12</b><br>\$20,365<br>With Vertical Roof: \$22,055 | <b>50x36x12</b><br>\$23,075<br>With Vertical Roof: \$24,945 | <b>50x41x12</b><br>\$27,575<br>Vertical Roof Only |
| <b>54x21x12</b><br>\$16,465<br>With Vertical Roof: \$17,585 | <b>54x26x12</b><br>\$15,405<br>With Vertical Roof: \$20,315 | <b>54x31x12</b><br>\$21,385<br>With Vertical Roof: \$23,065 | <b>54x36x12</b><br>\$24,275<br>With Vertical Roof: \$25,955 | <b>54x41x12</b><br>\$28,775<br>Vertical Roof Only |



\*For Vertical sides/ends add. 10% of the base price.

Add 7% to raise building height by 1'

**\*Rent to Own And Financing Available**

# OPEN EXTEND BARN



## STANDARD FEATURES

Our open extend are built with strong 14 gauge galvanized steel framing & 29 gauge metal roofing and siding. Center structure has a 12' eave height, 4' braces, peak braces/trusses, and gables on front and rear. Lean-to's have an 8' eave height and 2' braces, gables on front and rear. Units come with concrete or rebar anchors. Mobile home anchors are included **ONLY** on buildings 50' and 54' wide.

|                               | 21' Long | 26' Long | 31' Long | 36' Long | 41' Long |
|-------------------------------|----------|----------|----------|----------|----------|
| Certified 30 PSF/140 MPH Add. | \$1,200  | \$1,500  | \$1,700  | \$1,950  | \$2,200  |
| 12 GA Option Add.             | \$1,200  | \$1,500  | \$1,700  | \$1,950  | \$2,200  |

\*To add options refer to 12'-24' option book.

## 10 / 12 / 12 / 10 LEGS

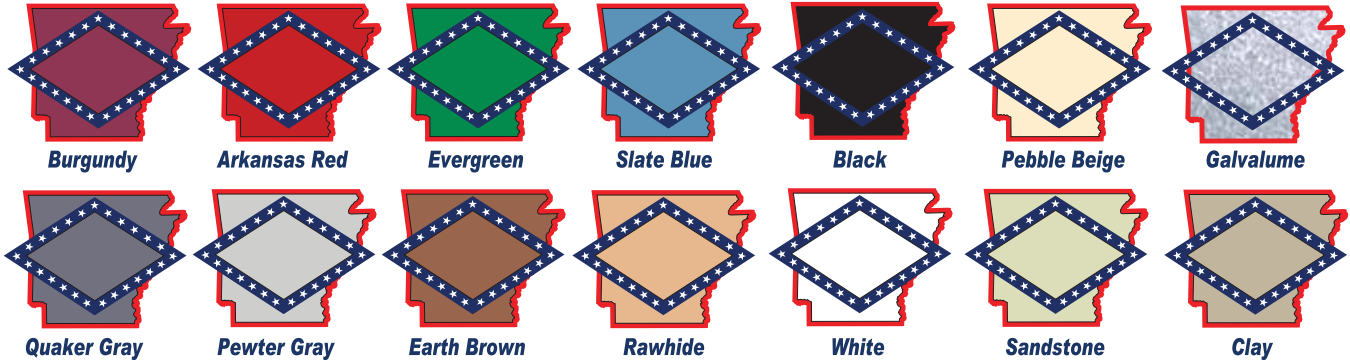
| 30x21x12                                 | 30x26x12                                 | 30x31x12                                 | 30x36x12                                 | 30x41x12                       | 10' / 10' / 10' LEGS |
|--|--|--|--|--------------------------------|----------------------|
| \$7,655<br>With Vertical Roof: \$8,355   | \$8,885<br>With Vertical Roof: \$10,245  | \$10,365<br>With Vertical Roof: \$11,815 | \$11,995<br>With Vertical Roof: \$13,805 | \$15,465<br>Vertical Roof Only |                      |
| \$7,825<br>With Vertical Roof: \$8,505   | \$9,045<br>With Vertical Roof: \$10,425  | \$10,525<br>With Vertical Roof: \$11,995 | \$12,175<br>With Vertical Roof: \$13,975 | \$15,635<br>Vertical Roof Only |                      |
| \$8,435<br>With Vertical Roof: \$9,115   | \$10,175<br>With Vertical Roof: \$11,195 | \$11,645<br>With Vertical Roof: \$13,195 | \$13,475<br>With Vertical Roof: \$15,185 | \$17,185<br>Vertical Roof Only |                      |
| \$8,765<br>With Vertical Roof: \$9,455   | \$10,425<br>With Vertical Roof: \$11,455 | \$12,085<br>With Vertical Roof: \$13,445 | \$13,855<br>With Vertical Roof: \$15,445 | \$17,615<br>Vertical Roof Only |                      |
| \$9,205<br>With Vertical Roof: \$9,885   | \$10,855<br>With Vertical Roof: \$11,885 | \$12,515<br>With Vertical Roof: \$13,795 | \$14,495<br>With Vertical Roof: \$15,955 | \$17,945<br>Vertical Roof Only |                      |
| \$9,455<br>With Vertical Roof: \$10,315  | \$11,455<br>With Vertical Roof: \$12,485 | \$13,105<br>With Vertical Roof: \$14,665 | \$15,095<br>With Vertical Roof: \$16,825 | \$19,145<br>Vertical Roof Only |                      |
| \$9,805<br>With Vertical Roof: \$10,495  | \$11,975<br>With Vertical Roof: \$12,675 | \$13,615<br>With Vertical Roof: \$14,965 | \$15,775<br>With Vertical Roof: \$17,155 | \$19,505<br>Vertical Roof Only |                      |
| \$11,095<br>With Vertical Roof: \$11,965 | \$13,365<br>With Vertical Roof: \$14,395 | \$15,365<br>With Vertical Roof: \$16,915 | \$17,805<br>With Vertical Roof: \$19,345 | \$22,225<br>Vertical Roof Only |                      |
| \$11,445<br>With Vertical Roof: \$12,295 | \$13,885<br>With Vertical Roof: \$15,165 | \$16,055<br>With Vertical Roof: \$17,605 | \$18,665<br>With Vertical Roof: \$20,075 | \$22,905<br>Vertical Roof Only |                      |

Add 7% to raise building height by 1'

**\*Rent to Own And Financing Available**

# ROOFING AND SIDING COLORS

Arkansas Carports offers 14 different color options that you can choose from, making it easier to match the surroundings.



**COLORS MAY VARY SLIGHTLY**

## SPECIFICATIONS

- ➔ Bows on 5' centers, 4 corner braces, and peak braces
- ➔ We recommend adding 2 extra feet in height for future garage
- ➔ 2 1/2" & 2 1/4 " 12 Gauge Galvanized Steel
- ➔ 29 Gauge STEEL roof panels
- ➔ Buildings 22' or 24' wide, or 8' legs or taller, we recommend extra bracing
- ➔ Arkansas Carports is not responsible for impenetrable stony ground
- ➔ If you are needing special drawings or wet stamped drawing for your building, there will be an additional charge


We accept all major credit cards



**3% PROCESSING FEE**

| ADDITIONAL LABOR        | 20'L  | 25'L  | 30'L  | 35'L  | 40'L  | 45'L  | 50'L  |
|-------------------------|-------|-------|-------|-------|-------|-------|-------|
| <b>BUILD OVER FEE</b>   | \$150 | \$175 | \$200 | \$250 | \$275 | \$325 | \$350 |
| <b>CUT LEGS ON SITE</b> | \$100 | \$125 | \$150 | \$175 | \$200 | \$225 | \$250 |

## ACCESSORIES

|   |  |  |  |
|---|--|--|--|
| <p><b>Extra Panels</b><br/>21' Long \$205 each<br/>26' Long \$255 each<br/>31' Long \$305 each<br/>36' Long \$355 each</p> <p><b>Extra Braces</b><br/>2 ft Brace \$40 per leg<br/>4 ft Brace \$60 per leg</p> <p><b>Windows</b><br/>30" x 30"..... \$275.00 each</p> <p><b>Walk-In Door</b><br/>36" x 80"..... \$425.00 each</p> <p><b>45° Arch Cut</b><br/>\$125.00 per Opening</p>  | <p><b>Roll-Up Commercial Doors With Chain</b><br/>12' x 12' \$1,795<br/>14' x 14' \$2,935 (Requires Lift)<br/>Fee to install Roll-Up Commercial Doors on side of buildings 12' to 30' wide is \$300</p> <p><b>Garage Doors (Roll-Up)</b><br/>6 x 6 \$575.00<br/>6 x 7 \$575.00<br/>8 x 8 \$775.00<br/>9 x 8 \$800.00<br/>10 x 8 \$850.00<br/>10 x 10 \$975.00<br/>Fee to install Roll-Up doors on side of buildings 12' to 30' wide is \$250</p> <p><b>Insulation</b><br/>\$3.00 per square foot</p> <p><b>Concrete Anchors Bolts</b><br/>\$40.00 Each</p> | <p><b>End Frame Outs</b><br/>(Must close ends first)<br/>Window Frame Outs Up to 30"x 30" \$180 (Per Opening)<br/>Walk-In Door Frame Outs Up to 36" x 80" \$250 (Per Opening)<br/>Garage Door Frame Outs on Ends up to 12' x 12' \$350 (Per Opening)</p> <p><b>Connect Fee</b><br/>End to End: 12' to 30' Wide \$320.00<br/>Side to Side: 21' Long \$265.00<br/>26' Long \$290.00<br/>31' Long \$315.00<br/>36' Long \$345.00<br/>41' Long \$370.00<br/>46' Long \$395.00<br/>51' Long \$420.00</p> <p><b>Ground Concrete Supports</b><br/>\$375.00 Each</p> | <p><b>Loft Space \$12 PSF</b></p> <p><b>Wood Floors \$12 PSF</b></p> <p><b>Mobile Home Anchors 30"</b><br/>\$75.00 Each<br/>\$50.00 Not Installed</p> <p><b>Asphalt Anchors 30"</b><br/>\$75.00 Each<br/>\$50.00 Not Installed</p> |
|---|--|--|--|

**\*Rent to Own And Financing Available**